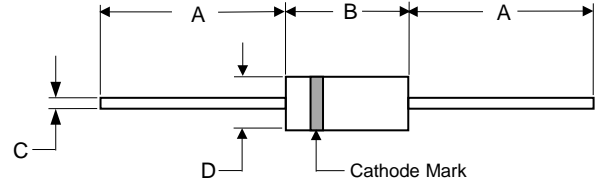


Features

- * 30000 Watts Peak Pulse Power Capability on 10/1000us waveform
- * Glass passivated junction and plastic package devices
- * Low incremental surge resistance
- * High temperature soldering guaranteed
- * Fast response time: typically less than 1.0ps from 0 Volts to BV, bidirectional less than 10ns



RoHS
COMPLIANT



P600				
DIM	INCHES		MM	
	MIN	MAX	MIN	MAX
A	1.000	---	25.40	---
B	0.339	0.358	8.60	9.10
C	0.047	0.051	1.20	1.30
D	0.339	0.358	8.60	9.10

Mechanical Data

- * Polarity: Color band denotes positive end (cathode) except bipolar
- * Weight: 0.07 ounce, 2.5 grams
- * Terminals: plated Axial leads, solderable per MIL-STD-750, Method 2026
- * Epoxy meets UL 94 V-0 flammability rating
- * Moisture Sensitivity Level 1
- * Operating Temperature: -55°C to +175°C
- * Storage Temperature: -55°C to +175°C



30KP28(C)(A) THRU 30KP288(C)(A)

30000 Watts Transient Voltage Suppressors

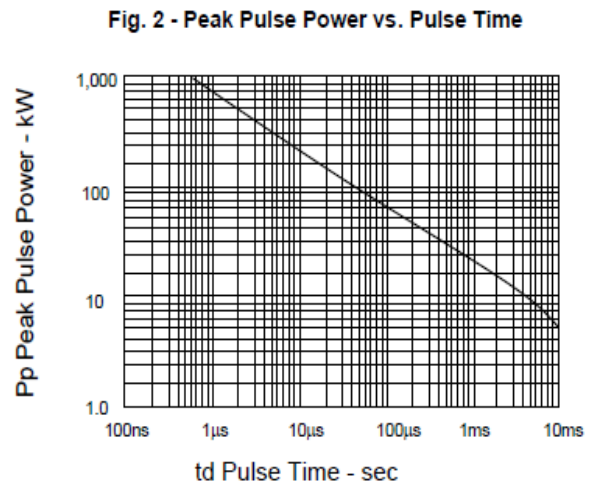
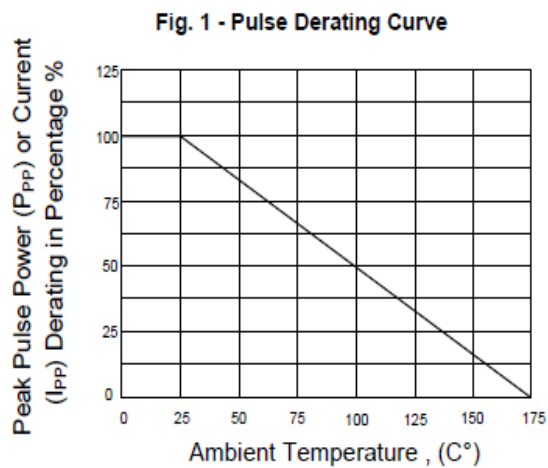
Electrical Characteristics (T_A=25°C unless otherwise noted)

PART NUMBER		REVERSE STAND- OFF VOLTAGE V _{RWM} (V)	BREAKDOWN VOLTAGE V _{BR} (V) MIN. @I _T	BREAKDOWN VOLTAGE V _{BR} (V) MAX. @I _T	TEST CURRENT I _T (mA)	PEAK PULSE CURRENT I _{pp} (A)	REVERSE LEAKAGE @ V _{RWM} I _R (μA)	MAXIMUM CLAMPING VOLTAGE@I _P V _C (V)
UNI-POLAR	BI-POLAR							
30KP28A	30KP28CA	28	31.28	34.24	50	606	5000	50
30KP30A	30KP30CA	30	33.51	36.69	50	548.9	5000	55.2
30KP33A	30KP33CA	33	36.9	40.4	50	517.9	5000	58.5
30KP36A	30KP36CA	36	40.2	44	50	490.3	5000	61.8
30KP39A	30KP39CA	39	43.6	47.7	20	450.9	2000	67.2
30KP42A	30KP42CA	42	46.9	51.4	10	420.8	1000	72
30KP43A	30KP43CA	43	48	52.6	10	415.1	1000	73
30KP45A	30KP45CA	45	50.3	55	5	391.5	250	77.4
30KP48A	30KP48CA	48	53.6	58.7	5	371.3	150	81.6
30KP51A	30KP51CA	51	57	62.4	5	350.7	50	86.4
30KP54A	30KP54CA	54	60.3	66	5	331.5	20	91.4
30KP58A	30KP58CA	58	64.8	70.9	5	327.9	20	92.4
30KP60A	30KP60CA	60	67	73.4	5	297.1	15	102
30KP64A	30KP64CA	64	71.5	78.3	5	291.3	10	104
30KP66A	30KP66CA	66	73.7	80.7	5	283.2	10	107
30KP70A	30KP70CA	70	78.2	85.6	5	278	10	109
30KP71A	30KP71CA	71	79.3	86.8	5	271.7	10	111.5
30KP72A	30KP72CA	72	80.4	88.1	5	265.8	10	114
30KP75A	30KP75CA	75	83.8	91.7	5	253.8	10	119.4
30KP78A	30KP78CA	78	87.1	95.4	5	234.9	10	129
30KP84A	30KP84CA	84	93.8	102.7	5	217.7	10	139.2
30KP90A	30KP90CA	90	100.5	110.1	5	207	10	146.4
30KP96A	30KP96CA	96	107.2	117.4	5	194.2	10	156
30KP102A	30KP102CA	102	113.9	124.7	5	183	10	165.6
30KP108A	30KP108CA	108	120.6	132.1	5	172.9	10	175.2
30KP120A	30KP120CA	120	134	146.8	5	155.9	10	194.4
30KP132A	30KP132CA	132	147.4	161.4	5	142.3	10	213
30KP144A	30KP144CA	144	160.8	176.1	5	135.8	10	223.2
30KP150A	30KP150CA	150	167.6	183.5	5	129.8	10	233.4
30KP156A	30KP156CA	156	174.3	190.8	5	123.7	10	245
30KP160A	30KP160CA	160	178.7	195.7	5	120	10	252.6
30KP168A	30KP168CA	168	187.7	205.5	5	111.2	10	272.4
30KP170A	30KP170CA	170	189.9	207.9	5	110.2	10	275
30KP180A	30KP180CA	180	201.1	220.1	5	104.3	10	290.4
30KP198A	30KP198CA	198	221.2	242.2	5	94.7	10	319.8
30KP216A	30KP216CA	216	241.3	264.2	5	86.9	10	348.6
30KP240A	30KP240CA	240	268.1	293.5	5	78.3	10	387
30KP258A	30KP258CA	258	288.2	315.5	5	72.8	10	416.4
30KP260A	30KP260CA	260	290.4	318	5	72.8	10	416
30KP270A	30KP270CA	270	301.6	330.2	5	69.5	10	436.2
30KP280A	30KP280CA	280	312.8	342.4	5	65.3	10	464
30KP288A	30KP288CA	288	321.7	352.2	5	64.5	10	469.9

Note:

- 1.For bidirectional type having V_{RWM} of 60 volts and less, the I_R limit is double.
- 2.For parts without A , the V_{BR} is + 10%

Ratings and Characteristic Curves



Ordering Information

Part No.	Package	Packing Code	Packing
30KP28(C)(A) THRU 30KP288(C)(A)	P600	B02	200pcs/Bulk
30KP28(C)(A) THRU 30KP288(C)(A)	P600	A05	500pcs/Ammo
30KP28(C)(A) THRU 30KP288(C)(A)	P600	R08	800pcs/Reel

Disclaimer

Specifications of the products displayed herein are subject to change without notice. JGD or anyone on its behalf, assumes no responsibility or liability for any errors or inaccuracies.

Information contained herein is intended to provide a product description only. No license, express or implied, to any intellectual property rights is granted by this document. Except as provided in JGD's terms and conditions of sale for such products, JGD assumes no liability whatsoever, and disclaims any express or implied warranty, relating to sale and/or use of JGD products including liability or warranties relating to fitness for a particular purpose, merchantability, or infringement of any patent, copyright, or other intellectual property right.

The products shown herein are not designed for use in medical, life-saving, or life-sustaining applications. Customers using or selling these products for use in such applications do so at their own risk and agree to fully indemnify JGD for any damages resulting from such improper use or sale.