


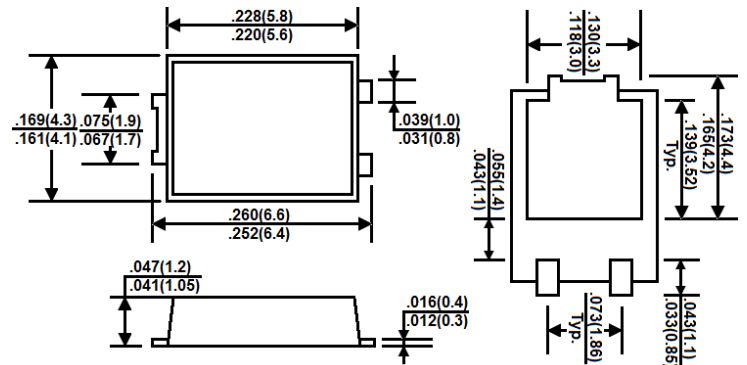
### Features

- \* Low Forward Voltage Drop
- \* Low leakage current
- \* Heatsink design
- \* High temperature soldering guaranteed: 260°C/10 seconds



### Package Outline Dimensions

TO-277B:



### Mechanical Data

- \* Case: Molded plastic
- \* Epoxy: UL 94V-0 rate flame retardant
- \* Lead: Axial leads, solderable per MIL-STD-202, method 208 guaranteed
- \* Polarity: Color band denotes cathode end
- \* Mounting Position: Any

### Maximum Ratings and Electrical Characteristics

Type Number	Symbol	ST2080L		Unit
Maximum Repetitive Peak Reverse Voltage	$V_{RRM}$	80		V
Maximum RMS Voltage	$V_{RMS}$	56		V
Maximum D.C Blocking Voltage	$V_{DC}$	80		V
Maximum Average Forward Rectified Current	$I_{F(AV)}$	20		A
Peak Forward Surge Current, 8.3ms single half sine-wave superimposed on rated load(JEDEC method)	$I_{FSM}$	300		A
Maximum Instantaneous Forward Voltage  IF=20A, $T_A=25^\circ\text{C}$ IF=20A, $T_A=125^\circ\text{C}$	$V_F$	TYP	MAX	V
		0.56 0.50	0.59 0.54	
Maximum DC Reverse Current At Rated DC Blocking Voltage  $T_J=25^\circ\text{C}$ $T_J=125^\circ\text{C}$	$I_R$	0.1 20		mA
Typical Thermal Resistance	$R_{\theta JA}$	55		$^\circ\text{C/W}$
Operating junction and Storage Temperature Range	$T_J/T_{STG}$	-55 to +150		$^\circ\text{C}$

### Ratings and Characteristic Curves

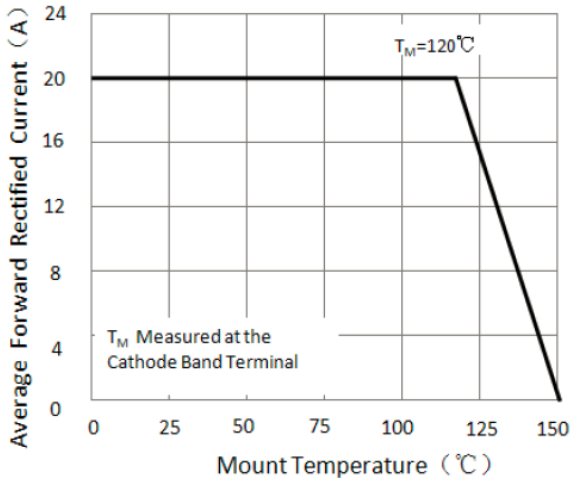


Figure 1. Forward Current Derating Curve

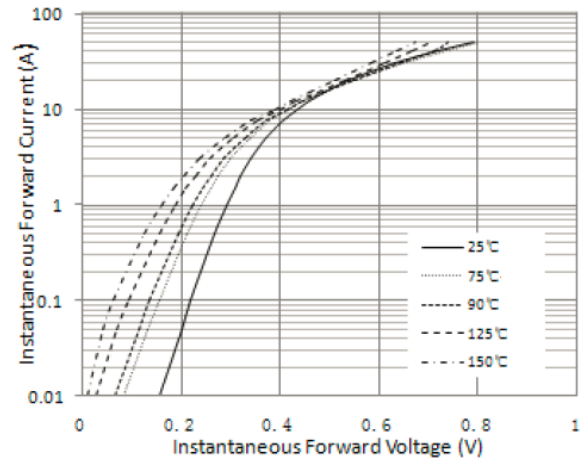


Figure 2. Typical Instantaneous Forward Characteristics

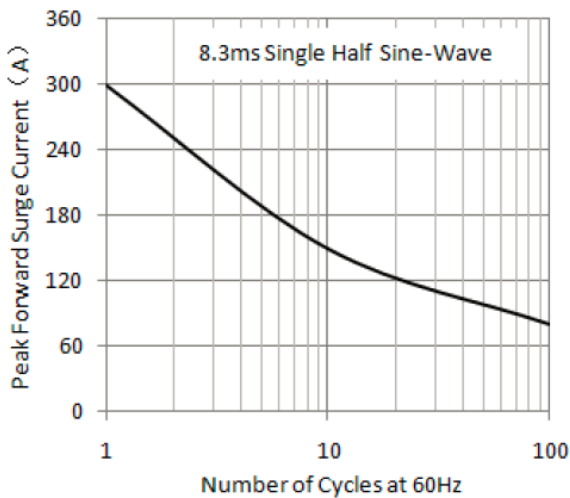


Figure 3. Maximum Non-Repetitive Peak Forward Surge Current

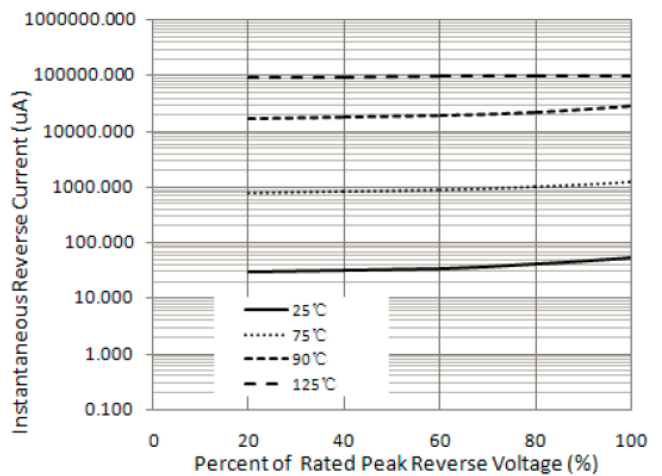


Figure 4. Typical Reverse Characteristics



**ST2080L**  
*20 Amps Low VF Trench Schottky Barrier Rectifier*

---

**Ordering Information**

---

Part No.	Package	Packing
ST2080L	TO-277B	5K/Reel