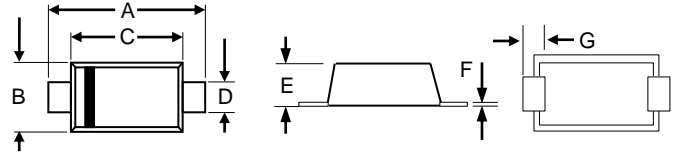


Features

- * Fast switching speed
- * Ultra-small surface mount package
- * For general purpose switching applications
- * High conductance
- * Marking Code: "A"



RoHS
COMPLIANT



SOD-523F				
DIM	INCHES		MM	
	MIN	MAX	MIN	MAX
A	0.059	0.067	1.50	1.70
B	0.030	0.033	0.75	0.85
C	0.045	0.049	1.15	1.25
D	0.012	0.016	0.30	0.40
E	0.024	0.028	0.60	0.70
F	0.004	0.005	0.10	0.14

Maximum Ratings (T_A=25°C unless otherwise noted)

Parameter	Symbol	Value	Unit
Non-Repetitive Peak Reverse Voltage	V_{RM}	100	V
Reverse Voltage	V_R	75	V
Average Rectified Forward Current	$I_{F(AV)}$	125	mA
Forward Continuous Current	I_{FM}	250	mA
Non-repetitive Peak Forward Surge Current at t = 1 μ s at t = 100 ms	I_{FSM}	2 1	A
Power Dissipation	P_{tot}	150	mW
Thermal Resistance Junction to Ambient Air	$R_{\theta JA}$	833	°C/W
Operating Temperature Range	T_j	- 65 to + 150	°C
Storage Temperature Range	T_{stg}	- 65 to + 150	°C

Electrical Characteristics (T_A=25°C unless otherwise noted)

Parameter	Symbol	Min.	Max.	Unit
Reverse Breakdown Voltage at I _R = 1 μA	V _{(BR)R}	75	-	V
Forward Voltage at I _F = 1 mA	V _F	-	0.715	V
at I _F = 10 mA		-	0.855	
at I _F = 50 mA		-	1	
at I _F = 150 mA		-	1.25	
Peak Reverse Current at V _R = 75 V	I _R	-	1	μA
at V _R = 20 V		-	25	nA
at V _R = 75 V, T _J = 150 °C		-	50	μA
at V _R = 25 V, T _J = 150 °C		-	30	μA
Total Capacitance at V _R = 0 V, f = 1 MHz	C _T	-	2	pF
Reverse Recovery Time at I _{rr} = 0.1 X I _R , I _F = I _R = 10 mA, R _L = 100 Ω	t _{rr}	-	4	ns

Ratings and Characteristic Curves

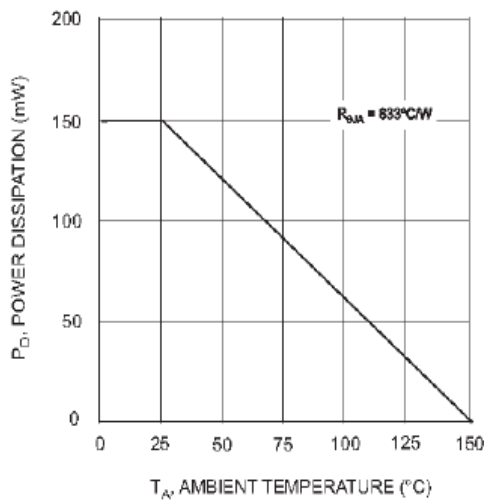


Fig. 1 Derating Curve

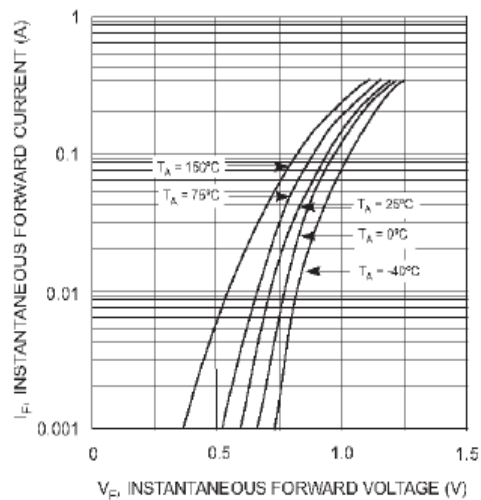


Fig. 2 Forward Characteristics

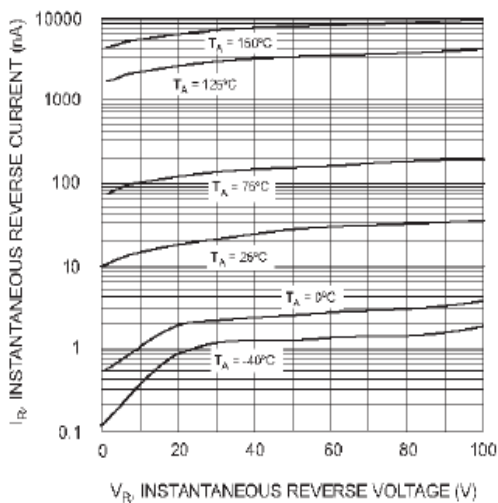


Fig. 3 Typical Reverse Characteristics

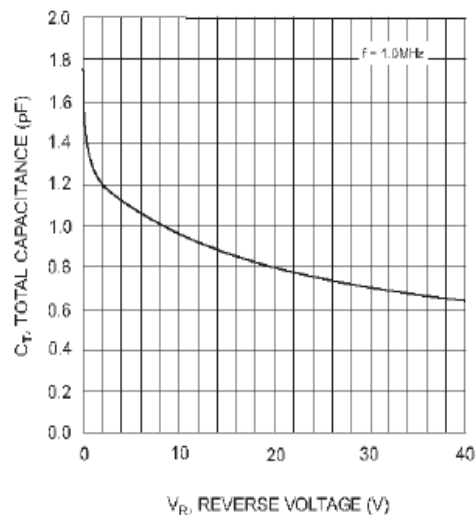


Fig. 4 Typical Capacitance vs. Reverse Voltage



1N4148WT

Silicon Epitaxial Planar Switching Diode

Ordering Information

Part No.	Package	Packing Code	Packing
1N4148WT	SOD-523F	R30	3000pcs/Reel

Disclaimer

Specifications of the products displayed herein are subject to change without notice. JGD or anyone on its behalf, assumes no responsibility or liability for any errors inaccuracies.

Information contained herein is intended to provide a product description only. No license, express or implied, to any intellectual property rights is granted by this document. Except as provided in JGD's terms and conditions of sale for such products, JGD assumes no liability whatsoever, and disclaims any express or implied warranty, relating to sale and/or use of JGD products including liability or warranties relating to fitness for a particular purpose, merchantability, or infringement of any patent, copyright, or other intellectual property right.

The products shown herein are not designed for use in medical, life-saving, or life-sustaining applications. Customers using or selling these products for use in such applications do so at their own risk and agree to fully indemnify JGD for any damages resulting from such improper use or sale.