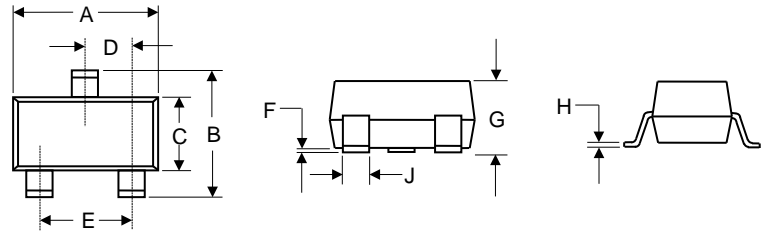
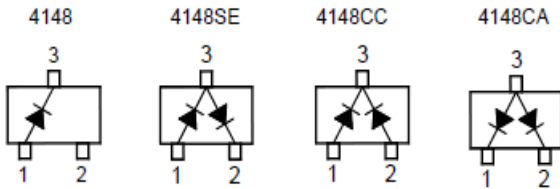


### Features

- \* MMBD4148 Marking Code: 5D
- \* MMBD4148SE Marking Code: A7
- \* MMBD4148CC Marking Code: A4
- \* MMBD4148CA Marking Code: A1



RoHS  
COMPLIANT



SOT-23				
DIM	INCHES		MM	
	MIN	MAX	MIN	MAX
A	0.110	0.120	2.80	3.04
B	0.087	0.102	2.20	2.60
C	0.047	0.055	1.20	1.40
D	0.035	0.04	0.89	1.02
E	0.070	0.080	1.78	2.04
F	---	0.004	---	0.10
G	0.035	0.047	0.89	1.20
H	0.003	0.008	0.08	0.19
J	0.015	0.02	0.37	0.51

### Maximum Ratings (T<sub>A</sub>=25°C unless otherwise noted)

Parameter	Symbol	Value	Unit
Maximum Repetitive Reverse Voltage	V <sub>RRM</sub>	100	V
Reverse Voltage	V <sub>R</sub>	75	V
Average Rectified Forward Current	I <sub>F(AV)</sub>	200	mA
DC Forward Current	I <sub>FM</sub>	600	mA
Recurrent Peak Forward Current	I <sub>FRM</sub>	700	mA
Non-repetitive Peak Forward Surge Current at t = 1 s at t = 1 μs	I <sub>FSM</sub>	1 2	A
Total Device Dissipation	P <sub>tot</sub>	350	mW
Operating Junction Temperature	T <sub>j</sub>	150	°C
Storage Temperature Range	T <sub>stg</sub>	- 55 to + 150	°C

### Electrical Characteristics (T<sub>A</sub>=25°C unless otherwise noted)

Parameter	Symbol	Min.	Max.	Unit
Forward Voltage at I <sub>F</sub> = 10 mA	V <sub>F</sub>	-	1	V
Reverse Breakdown Voltage at I <sub>R</sub> = 100 μA at I <sub>R</sub> = 5 μA	V <sub>(BR)R</sub>	100 75	- -	V
Reverse Current at V <sub>R</sub> = 20 V at V <sub>R</sub> = 75 V at V <sub>R</sub> = 20 V, T <sub>a</sub> = 150 °C	I <sub>R</sub>	- - -	25 5 50	nA μA μA
Reverse Recovery Time at I <sub>F</sub> = 10 mA, V <sub>R</sub> = 6 V, I <sub>RR</sub> = 1 mA, R <sub>L</sub> = 100 Ω	t <sub>rr</sub>	-	4	ns
Total Capacitance at V <sub>R</sub> = 0 V, f = 1 MHz	C <sub>T</sub>	-	4	pF

### Ratings and Characteristic Curves

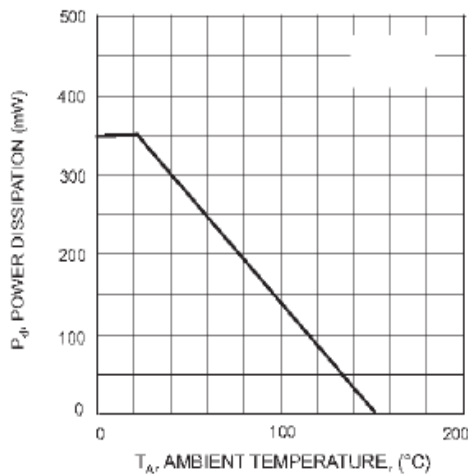


Fig. 1 Power Derating Curve

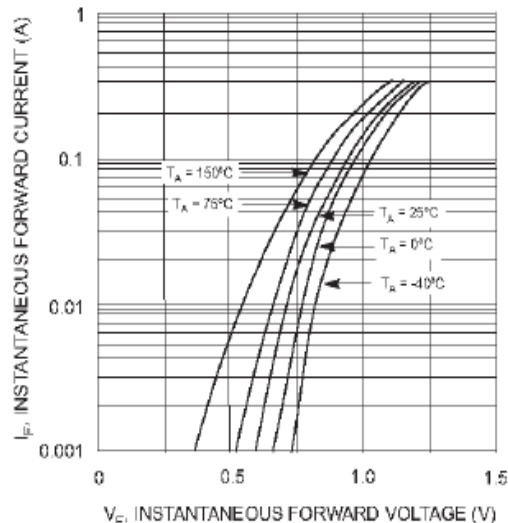


Fig. 2 Forward Characteristics

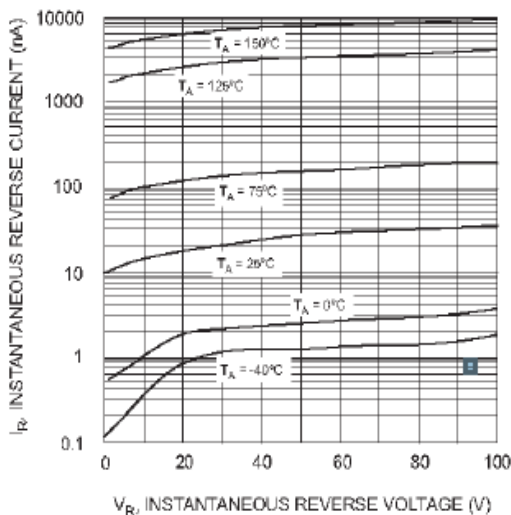


Fig. 3 Typical Reverse Characteristics

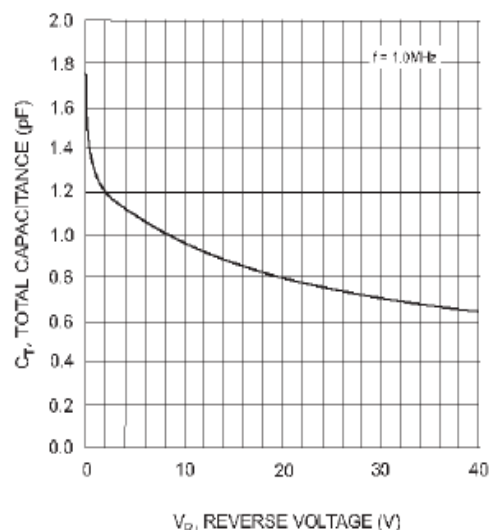


Fig. 4 Typical Capacitance vs. Reverse Voltage



# MMBD4148 / SE / CC / CA

## Silicon Epitaxial Planar Switching Diodes

### Ordering Information

Part No.	Package	Packing Code	Packing
MMBD4148 / SE / CC / CA	SOT-23	R30	3000pcs/Reel

### Disclaimer

Specifications of the products displayed herein are subject to change without notice. JGD or anyone on its behalf, assumes no responsibility or liability for any errors or inaccuracies.

Information contained herein is intended to provide a product description only. No license, express or implied, to any intellectual property rights is granted by this document. Except as provided in JGD's terms and conditions of sale for such products, JGD assumes no liability whatsoever, and disclaims any express or implied warranty, relating to sale and/or use of JGD products including liability or warranties relating to fitness for a particular purpose, merchantability, or infringement of any patent, copyright, or other intellectual property right.

The products shown herein are not designed for use in medical, life-saving, or life-sustaining applications. Customers using or selling these products for use in such applications do so at their own risk and agree to fully indemnify JGD for any damages resulting from such improper use or sale.